

WESSEX




MONDAY



5th MAY 2003



**COLERNE
AIRFIELD**




2002 Bridge Tyres and Wheels Motorsport ASWMC
Sprint Championship

MGCC, MMM Speed Championship

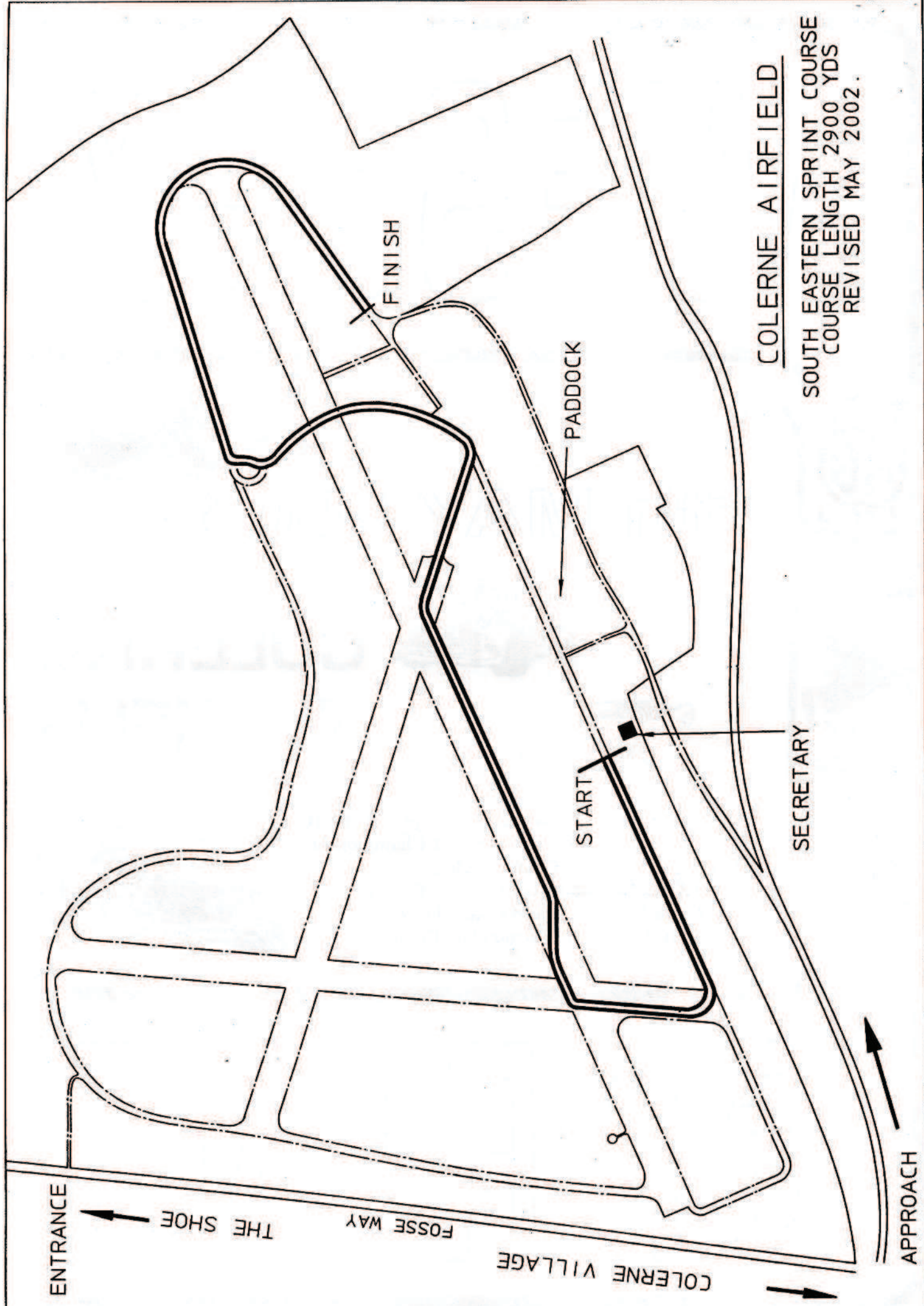
Bristol Aeroplane Co. M C Clubmans Championship

MGCC Luffield Cars Speed Championship

Bristol MC Speed and All-rounders Championship



SPRINT



COLERNE AIRFIELD

SOUTH EASTERN SPRINT COURSE
COURSE LENGTH 2900 YDS
REVISED MAY 2002.

FINISH

PADDOCK

START

SECRETARY

ENTRANCE

THE SHOE

FOSSE WAY

COLERNE VILLAGE

APPROACH

WESSEX SPRINT – MONDAY 5th May 2003

PROVISIONAL RESULTS

The times recorded by competitors for the 2002 Modified South Eastern Course are given below. Class awards have been made in accordance with the ASR's as follows:

1st in each class with at least 3 starters 2nd in each class with at least 5 starters
3rd in each class with at least 8 starters 4th in each class with at least 12 starters

The MG Car Club, Bristol Pegasus Motor Club and Bristol Motor Club trust that you enjoyed the WESSEX SPRINT and hope to see you again.

Secretary of the meeting: Dick Craddy. Tel 01454 414842

Entries and Results Secretary: Carole Morgan. 14 Conygar Close, Clevedon Tel: 01275 790855

AWARD WINNERS

Absolute Best Time of Day -

THE WESSEX TROPHY:	Class 16	No. 4	Dave Cutcliffe	65.77 secs Course Record
MGCC by Class Index.	Class 1	No. 25	Stephen Holford	The Nuffield Trophy
BPMC by Class Index.	Class 2	No. 762	Mark Roberts	The Frith Vickers Trophy
BMC by Class Index.	Class 3	No. 70	Mike Rudge	The Avon Trophy

SUMMARY

Class 1: Road Saloon and Sports cars up to 1400cc				Secs
1.	No 29	Andy Webb	Suzuki Swift Gti	84.81 Class Record
2.	No 25	Stephen Holford	MG Midget	90.99
3.	No 30	Bruce Graham	Suzuki Swift Gti	92.89
4.	No 26	Richard Bailey	MG Midget	93.33

Class 2: Road Saloon and Sports cars over 1400cc up to 1800cc				
1.	No 46	Nick Briant	Toyota Corolla	83.88 Class Record
2.	No 762	Mark Roberts	Honda CRX	84.46
3.	No 62	Jonathan Milne	Honda CRX	84.89
4.	No 51	Julian West	Lotus Elise	85.10

Class 3: Road Saloon and Sports cars over 1800cc up to 2600cc				
1.	No 70	Mike Rudge	Escort RS2000	83.29 Class Record
2.	No 71	Brendon Jones	Escort RS2000	83.85
3.	No 76	Toby Harris	Ford Puma	88.57
4.	No 84	Nick Phillips	MGB	93.03

Class 4: Road Saloon and Sports cars over 2600cc				
1.	No 93	Simon Hemmings	Porsche Turbo	80.34 Class Record
2.	No 98	Pete Goodman	Subaru Impreza	83.56
3.	No 104	Mike McBraida	Mitsubishi Evo	83.59
4.	No 95	John Corfield	SierraSaphireRSCos	84.14

Class 5: Road Kit and Replica cars up to 1800cc				
1.	No 106	John Dring	Sylva Striker Mk11	84.08
2.	No 108	James Pickford	Westfield SE	86.38

Class 6: Road Kit and Replica cars over 1800cc

1.	No 111	John Mearns	Westfield Sei	84.46
2.	No 813	Graham Wild	CC Cyclone	85.77

Class 7: Modified Production Saloon and Sports cars up to 1400cc

1.	No 128	A Bradley	Vauxhall Nova	80.93 Class Record
2.	No 127	Andrew Till	Clan Crusader	86.78

Class 8: Modified Production Saloon and Sports cars over 1400cc up to 1800cc

1.	No 833	Paul Donnelly	Ford Fiesta	83.45 Class Record
2.	No 832	Pete Devall	Darrian Mk8	84.07

Class 9: Modified Production Saloon and Sports cars over 1800cc

1.	No 143	Kevin Lealan	Westfield Sei	74.56 Class Record
2.	No 144	David Mosley	Westfield SeiW	76.58
3.	No 142	Graham Ford	Caterham	78.62

Class 10: Sports Libra cars up to 1300cc

1.	No 150	Brian Cotterell	GRM Mk2	83.90 Class Record
----	--------	-----------------	---------	--------------------

Class 11: Sports Libra cars over 1300cc up to 1700cc

NO AWARD

Class 12: Sports Libra cars over 1700cc

1.	No 157	Ian Hall	Darrian T98 GTR	76.44 Class Record
2.	No 859	Kevin Plummer	Opel Corsa	82.21

Class 14: Racing cars over 600cc up to 1100cc

1.	No 864	Jane Farthing	Force	72.16 Class Record
2.	No 155	Edward Hollier	Terrapin	73.72

Class 15: Racing cars over 1100cc up to 1600cc

1.	No 168	David Sims	Magnum 843	73.41 Class Record
2.	No 866	Scott Pillinger	Royale RP 26/27	73.52
3.	No 868	Roy Sims	Magnum 843	74.81

Class 16: Racing cars over 1600cc

NO AWARD – but

No 4	Dave Cutcliffe	Van Diemen DC93M	65.77 Course Record & FTD
------	----------------	------------------	---------------------------

NOTE: Records are for WESSEX SPRINT only.

MG CAR CLUB AWARDS**Best Pre 1955 MG**

No 60	Peter Green	MG K3
-------	-------------	-------

Best MGA

No 80	Martyn Phillis	MGA Coupe
-------	----------------	-----------

Thanks to Luffield Cars for sponsoring the “LUFFIELD CARS MGCC Speed Championship”

WESSEX SPRINT COLERNE 5 MAY 2003 - FULL RESULTS

No	Driver	Car	Club	Practice 1			Practice 2			Timed 1			Timed 2			Pos
				64ft	Split	Finish	64ft	Split	Finish	64ft	Split	Finish	64ft	Split	Finish	
Class 1: Road saloon and sports cars up to 1400cc																
29	Andy Webb	Suzuki Swift Gti	BMC	3.06	39.47	90.17	3.03	38.76	86.64	2.99	38.89	84.81	2.97	38.32	86.92	1
25	Stephen Holford	MG Midget	MGCC	3.13	43.24	93.88	3.16	41.50	93.12	3.26	40.63	90.99	3.41	52.02	117.43	2
30	Bruce Graham	Suzuki Swift GTi	BMC	3.14	45.17	97.66	2.98	43.07	94.19	3.07	43.24	94.02	3.03	42.70	92.89	3
26	Richard Bailey	MG Midget	MGCC	2.93	46.46	99.55	2.95	44.34	95.35	2.76	44.03	94.53	2.80	43.35	93.33	4
27	Kim Dear	Austin Healey Sprite	MGCC	2.85	42.16	94.02	2.83	41.44	95.61	2.73	41.22	93.67	2.74	42.01	95.95	5
32	Barrie Dare	Mini JEM	BMC	2.88	43.61	100.03	3.02	43.42	95.41	2.86	43.33	95.48	2.81	42.26	99.50	6
733	Martin Emsley	Citroen AX GT	BPMC	2.86	45.56	97.55	2.94	46.18	98.35	2.97	45.70	98.34	2.94	46.70	99.48	7
33	Andrew Moss	Citroen AX GT	BPMC	3.26	47.29	103.48	2.88	45.11	98.52	2.92	44.90	98.81	2.91	44.58	99.35	8
123	Vince Caaney	MG Midget	MGCC	2.91	46.97	102.67	3.07	46.51	99.42	3.07	46.25	101.20	3.12	46.01	99.97	9
28	James Eastwood	Austin Healey Sprite	MGCC	3.01	48.48	106.09	3.08	47.95	103.80	3.06	47.97	104.68	3.05	46.45	101.43	10
23	Mark Walker	MG Midget	MGCC	3.16	51.35	110.50	3.09	49.23	106.98	3.23	48.17	104.25	3.20	47.49	102.48	11
35	Richard Last	MG N Type	MGCC	3.09	51.40	110.45	3.03	49.95	105.90	3.07	49.51	105.79	3.08	48.71	103.31	12
31	Alan Spencer	Mini "25"	BPMC	3.09	49.76	107.33	3.13	48.95	105.35	3.04	48.93	104.80	3.02	48.10	103.49	13
20	Mike Hawke	MG J2	MGCC	3.56	54.70	114.24	3.41	53.83	112.90	3.47	54.05	114.15	3.43	53.60	112.74	14
22	John Bird	MG TD	MGCC	3.16	56.78	123.77	3.16	55.37	121.19	3.25	55.87	120.35	3.18	55.42	119.03	15
34	Elizabeth Taylor	MG PB Cream Cracker	MGCC	3.62	64.13	134.78	3.59	61.96	130.66	3.42	58.12	126.29	3.41	57.44	122.55	16
Class 2: Road saloon and sports cars over 1400cc up to 1800cc																
46	N Briant	Toyota Corolla GT Coupe	BMC	3.00	38.38	84.28	3.05	14.60	85.46	2.98	38.15	83.88	2.97	38.34	84.97	1
762	Mark Roberts	Honda CRX	BPMC	2.84	39.75	88.50	2.88	38.63	86.28	2.82	38.30	85.45	2.78	38.45	84.46	2
62	Jonathan Milne	Honda CRX	BPMC	2.96	39.79	89.40	2.77	38.96	87.64	2.75	39.34	87.40	2.68	38.12	84.89	3
51	Julian West	Lotus Elise		2.57	40.35	90.19	2.59	38.66	87.15	2.68	38.60	86.29	2.60	38.26	85.10	4
47	Chris David	VW Polo G40	BMC	3.07	41.44	91.71	2.94	7.47	88.83	2.86	40.69	88.64	2.77	40.07	87.61	5
48	Simon Mayo	Alfa Romeo Alfa Sud	BMC	3.05	44.18	93.89	2.80	41.23	89.41	2.97	41.28	90.00	2.82	40.63	87.99	6
49	Mike Lane	Lotus Exige	BMC	2.79	38.68	87.08	2.52	38.63	88.28	2.76	38.68	88.02	2.71	39.05	88.83	7
42	Bernie Humphrey	Escort Mk1	BPMC	2.93	41.17	92.83	2.84	40.88	91.65	2.73	41.39	91.96	2.79	41.11	90.55	8
763	Dave Sulley	VW Golf	BPMC	2.90	43.33	95.55	2.92	42.81	93.44	2.83	42.56	92.61	2.84	42.25	92.18	9
63	Ray Brownrigg	VW Golf	BPMC	2.94	44.59	95.78	2.81	43.58	95.00	2.78	43.19	93.37	2.81	42.84	92.39	10
761	Paul Bird	Renault 19 16 valve	BPMC	2.97	43.98	95.73	3.04	42.73	94.78	3.01	42.78	94.25	2.95	42.24	92.44	11
41	Paul Rowbottom	Peugeot 106 GTi	BPMC	3.07	44.74	99.96	3.01	42.22	94.72	2.93	42.33	94.59	2.94	41.60	92.98	12
55	Robert Bell	MGF 1.8i	MGCC	2.71	44.06	98.81	2.71	43.29	97.22	2.77	44.00	98.74	2.63	42.49	94.24	13
56	John Thomas	New MG TF	MGCC	2.64	44.52	97.71	2.68	43.81	96.17	2.67	42.88	95.79	2.68	42.91	94.94	14
61	Paul Draper	Renault 19 16 valve	BPMC	3.09	45.11	101.69	3.02	44.21	99.25	2.94	44.42	99.08	2.88	43.39	95.76	15
43	Lisa Selby	Ford Racing Puma	EMCOS	2.86	43.30	99.26	2.96	17.84	98.68	2.85	43.00	97.59	2.86	43.14	96.51	16
53	Matthew Dryell	MG Metro	MGCC	2.91	45.29	99.76	2.83	44.09	97.08	2.90	44.63	97.41	2.85	44.11	96.53	17
66	Jon Scott	New MG TF	MGCC	2.75	44.93	102.01	2.78	44.05	108.69	2.75	44.26	100.03	2.75	43.50	96.89	18
759	Ben Shalders	MG GT	BPMC	2.90	46.73	101.88	3.01	46.47	99.51	2.98	46.90	99.90	2.89	45.49	99.74	19
44	Ross Napthine	Honda Civic	C'cester	3.04	46.72	103.97	3.15	1.01	101.14	3.04	44.76	100.09	3.05	49.44	104.39	20
59	Daniel Friel	MG GT	MGCC	3.15	49.34	108.78	3.16	47.50	104.90	3.01	46.49	101.87	2.91	71.08	FAIL	21
50	John Swettenham	Lotus Europa	BPMC	2.62	47.25	105.78	2.59	45.87	102.73	2.58	46.40	102.87	2.57	46.67	105.21	22
60	Peter Green	MG K3	MGCC	2.86	48.92	109.73	2.85	46.78	106.43	2.88	46.60	104.49	2.91	45.87	103.92	23
54	Paul Batho	MGA	MGCC	3.02	49.56	110.36	3.07	48.88	108.80	3.02	48.81	108.44	3.08	48.50	107.01	24
65	Niall Campbell	MG GT	MGCC	2.97	49.72	110.57	3.06	47.65	104.49	3.07	61.53	121.11	3.01	47.70	107.38	25
45	Rod Coomber	Honda CRX Del Sol	BMC	3.09	50.19	112.53	3.10	13.63	112.24	3.21	48.71	111.83	3.03	47.67	108.34	26
40	Keith Doherty	MG TF 1500	MGCC	3.08	51.28	113.27	3.08	50.48	110.31	3.00	50.29	110.36	3.04	51.07	110.35	27
58	Tamsin Fisher	MG Midget	MGCC	2.75	42.34	96.65	2.88	43.55	98.06			Retired				
758	James Hebditch	MG Midget	MGCC	3.09	44.53	98.92	2.89	42.43	93.81			Retired				
Class 3: Road saloon and sports cars over 1800cc up to 2600cc																
70	Mike Rudge	Escort RS2000	BMC	3.01	37.80	84.27	2.74	37.03	82.72	2.95	37.36	83.29	2.99	39.03	84.52	1
71	Brendon Jones	Escort RS2000	BMC	2.93	38.41	87.05	2.85	37.77	84.82	2.71	37.45	83.85	2.86	38.18	84.79	2
76	Toby Harris	Ford Puma	Emcos	3.06	41.48	92.65	3.04	40.74	90.42	2.94	40.47	89.16	2.92	40.33	88.57	3
84	Nick Phillips	MGB Tourer	MGCC	3.08	43.80	101.64	3.04	42.41	96.76	2.93	42.82	94.77	2.97	42.42	93.03	4
78	Dominic Castle	Volvo 360 GLT		2.91	45.30	102.80	2.82	45.14	102.15	2.77	44.80	99.33	2.87	43.76	97.41	5
75	Grant Andrew	Vauxhall Astra		2.91	45.24	101.24	2.95	44.81	99.33	3.01	44.03	97.47	2.96	44.44	99.01	6
73	Richard Grayling	Escort	BPMC	3.10	46.96	106.10	3.08	46.09	102.82	3.11	45.50	100.27	2.99	44.93	98.66	7
80	Martyn Phillis	MGA Coupe	MGCC	3.14	47.21	103.29	3.05	46.15	102.35	3.15	46.50	103.22	3.05	46.30	101.35	8
83	Peter Smith	Triumph TR4A	BARC	2.63	44.58	98.69	2.64	43.16	96.89	2.64	43.17	FAIL	2.67	43.61	101.70	9
74	Graeme Smith	Triumph Dolomite Sprint	BPMC	3.30	48.75	109.81	3.26	48.08	109.17	3.26	46.81	105.23	3.26	47.13	104.18	10
79	Torquil Nicolson	MG GT	MGCC	2.99	49.55	110.43	3.02	46.98	103.80	2.93	47.67	105.89	2.99	48.62	108.18	11
85	Tom Hatfield	MGA	MGCC	2.88	51.12	114.74	2.96	50.59	111.60	2.96	49.47	111.22	2.91	49.57	109.93	12
81	Tim Highman	MG GT	MGCC	3.28	58.72	129.54	3.37	54.69	120.52	3.25	56.81	119.81	3.26	54.34	117.18	13
21	John Neighbour	MG B GT	MGCC	3.42	55.15	123.33	3.35	53.83	121.11	3.28	54.18	120.54	3.20	52.57	117.50	14
Class 4: Road saloon and sports cars over 2600cc																
93	Simon Hemmings	Porsche - Turbo	BMC	2.49	36.48	83.50	2.54	36.05	81.61	2.63	36.13	82.32	2.58	35.44	80.34	1
98	Pete Goodman	Subaru Impreza	BPMC	2.42	38.32	88.38	2.36	37.76	86.76	2.43	38.75	85.07	2.30	36.76	83.56	2
104	Mike McBraida	Mitsubishi Evo V1	BPMC	2.34	38.16	87.70	2.73	37.86	85.21	2.21	36.93	83.59	2.30	37.56	85.07	3
95	John Corfield	SierraSaphireRSCosworth	BPMC	3.26	39.19	87.17	3.16	38.46	86.52	2.93	38.10	85.40	2.90	37.69	84.14	4
96	Ian Cameron	Subaru Impreza WRX	W'bridge	2.32	41.69	90.13	2.54	39.23	86.64	2.23	38.42	85.02	2.22	38.13	84.75	5
102	Paul Bishop	Mitsubishi Evo V		2.51	37.85	88.38	2.58	37.64	86.44	2.46	37.21	86.27	2.56	37.83	85.89	6
121	Adrian Jones	Peugeot 205	BMC	2.67	39.63	89.35	2.55	39.04	87.57	2.31	38.48	87.39	2.34	39.62	87.94	7
94	Kevin Jones	Noble M12 GT03		2.52	38.90	100.31	2.73	41.35	93.68	2.65	39.41	91.07	2.54	38.36	87.66	8
92	Nick Bayldon	Porsche 911 C4	W'bridge	2.21	38.91	88.73	2.26	38.68	88.39	2.21	38.75	88.68	2.21	38.41	88.05	9
100	Paul Hemmings	TVR Griffith 500	BMC	2.94	40.13	92.19	2.88	40.01	91.59	2.82	39.29	90.25	2.84	39.28	88.92	10
103	Jason Clarke	Mitsubishi Evo V	BMC	2.31	40.29	91.79	2.51	40.29	90.71	2.19	39.43	89.66	2.37	39.69	FAIL	11
52	Russell Morgan	MG GT V8	MGCC	3.25	44.10	98.42	3.12	42.28	93.59	3.16	42.13	93.14	2.93	40.88	90.43	12
146	Matt Bennett	Peugeot 205	BMC	2.80	42.70	94.69	3.26	41.47	91.23	3.36	41.20	90.59	3.50	42.12	93.43	13
101	Dave Greenslade	Nissan Skyline	BMC	2.90	41.42	93.86	2.85	41.19	92.92	2.83	41.05	92.59	2.85	40.39	91.32	14
90	David Smith	MG Montego	MGCC	3.05	42.65	94.73	2.94	42.19	93.94	2.88	41.78	92.49	2.85	41.59	91.48	15
97	Andy Powell	Subaru Impreza	BMC	2.67	42.22	94.21	2.66	42.23	93.28	2.76	42.07	93.45	2.73	41.40	92.34	16
91	Bruce Morgan	MG GT V8	MGCC	3.16												

WESSEX SPRINT COLERNE 5 MAY 2003 - FULL RESULTS

No	Driver	Car	Club	Practice 1			Practice 2			Timed 1			Timed 2			Pos
				64ft	Split	Finish	64ft	Split	Finish	64ft	Split	Finish	64ft	Split	Finish	
Class 5: Road kit and replica cars up to 1800cc																
106	John Dring	Sylva Striker Mk11	BMC	2.89	39.52	85.61	2.88	39.73	85.21	2.75	38.74	84.11	2.77	38.74	84.08	1
108	James Pickford	Westfield SE	BMC	3.10	40.84	89.93	2.83	40.33	87.70	2.98	40.28	87.68	2.80	39.29	86.38	2
105	Mark Osland	Fisher Fury	BMC	3.12	41.22	92.58	3.01	39.57	89.71	2.87	39.22	87.80	2.87	39.00	86.63	3
107	Nick Green	Caterham 7	BMC	2.85	41.60	94.25	2.70	40.10	89.75	2.69	39.86	88.53	2.71	39.38	87.96	4
109	J Rainbow	Westfield SEIW	BMC	2.53	39.87	92.16	5.01	42.21	92.23	2.59	40.12	90.13	2.63	40.37	91.07	5
809	Nick Rainbow	Westfield SEIW	BMC	2.79	42.94	97.34	2.83	41.37	92.72	2.78	41.95	93.54	2.68	41.24	91.85	6
Class 6: Road kit and replica cars over 1800cc																
111	John Mearns	Westfield Sei	BPMC	2.77	77.46	FLAG	2.78	37.42	83.72	2.76	37.58	89.84	2.71	37.64	84.46	1
813	Graham Wild	CC Cyclone	BMC	2.68	39.04	89.79	2.62	38.35	98.00	2.47	38.04	87.02	2.41	37.56	85.77	2
113	Allen Harris	CC Cyclone	BMC	2.48	39.48	91.20	2.48	38.29	89.04	2.56	38.42	89.43	2.42	37.94	87.41	3
110	Richard Gambling	Caterham 7	BPMC	2.55	40.89	FAIL	2.56	40.36	91.47	2.50	39.34	89.11	2.47	39.23	88.14	4
114	Gordon Hick	Procom PLA Gold	Hagley	2.55	40.96	96.65	2.53	39.29	93.74	2.51	40.38	94.73	2.57	39.36	93.29	5
812	Paul Monis	Dutton Phaeton S3	BMC	3.00	56.34	131.34	2.97	47.39	102.32	2.92	46.15	99.43	2.88	44.65	110.56	6
112	Simon Dillon	Dutton Phaeton S3	BMC	2.77	47.76	105.36	2.71	48.92	107.03	2.69	47.58	105.06	2.71	45.65	100.61	7
Class 7: Modified production saloon and sports cars up to 1400cc																
128	A Bradley	Vauxhall Nova	BARC	2.85	38.88	87.47	2.81	37.44	82.39	2.81	37.52	82.02	2.83	37.06	80.93	1
127	Andrew Till	Clan Crusader	MGCC	2.87	40.71	88.87	2.67	39.87	86.76	2.48	14.08	86.78	2.50	39.44	87.07	2
122	Pete Crudgington	Mini Marcos Mk4	BPMC	2.95	41.99	94.15	2.89	41.01	93.43	2.88	95.28	FAIL	2.90	39.95	88.28	3
126	Alan Want	Mini Saloon	BMC	2.92	41.64	91.07	2.78	40.80	91.04	2.76	8.82	90.06	2.73	42.48	92.12	4
124	John Hawley	MG Midget	MGCC	2.83	45.23	99.67	2.77	42.61	94.74	2.59	41.30	91.48	2.61	41.64	91.94	5
826	Matthew Want	Mini Saloon	BMC	3.02	53.26	119.12	3.05	50.02	109.61	3.06	47.89	105.93	2.99	45.87	101.49	6
827	Norman Till	Clan Crusader	MGCC	3.08	50.75	119.10	3.00	48.37	110.05	2.88	47.60	110.97	2.88	48.36	109.19	7
Class 8: Modified production saloon and sports cars over 1400cc up to 1800cc																
833	Paul Donnelly	Ford Fiesta		2.73	39.13	FAIL	3.17	39.27	86.25	2.61	37.65	83.91	2.56	37.47	83.45	1
832	Pete Devall	Davrian Mk8	BPMC	2.63	39.41	87.98	2.56	38.98	87.12	2.51	38.46	86.34	2.49	37.88	84.07	2
134	Rick Neale	Davrian Dragon Mk8 EVO	EMCOS	2.65	41.52	91.33	2.62	40.79	88.21	2.62	40.13	87.60	2.58	39.76	85.89	3
132	Richie Devall	Davrian Mk8	BPMC	2.45	39.56	88.32	2.46	40.36	88.88	2.44	40.51	90.03	2.42	40.03	87.19	4
57	IainMcDougalBell	MG ZR 160	MGCC	2.89	41.05	92.23	2.94	39.78	88.50	2.86	18.39	89.36	2.87	39.45	87.35	5
133	Simon Davies	Ford Fiesta		3.04	43.74	97.32	2.84	41.10	115.45	2.46	39.48	89.07	2.48	39.21	88.40	6
831	David Owen	Ford Escort	BMC	2.69	41.76	92.83	2.64	41.40	91.98	2.62	41.54	91.34	2.63	40.72	90.12	7
130	Steve Conner	VW Golf GTi	BPMC	3.22	45.16	101.29	3.30	45.17	100.17	3.30	45.11	96.84	3.28	43.53	94.14	8=
131	Richard Fry	Ford Escort	BARC	2.51	46.44	104.83	2.51	1.46	97.66	2.49	42.55	95.71	2.51	41.84	94.14	8=
Class 9: Modified production saloon and sports cars over 1800cc																
143	Kevin Lealan	Westfield SEi	BMC	2.37	33.00	74.75	2.41	33.12	74.49	2.35	6.78	74.56	2.40	33.08	74.58	1
144	David Mosley	Westfield SEIW		2.30	34.62	81.75	2.33	34.41	78.69	2.29	33.68	77.84	2.35	33.80	76.58	2
142	Graham Ford	Caterham	Chel'ham	2.66	36.68	82.95	2.62	35.18	79.78	2.53	7.50	78.62	2.51	34.53	79.28	3
145	Paul Perkin	Peugeot 205	BPMC	2.70	37.82	84.69	2.66	36.66	FAIL	2.67	38.04	83.55	2.65	37.36	81.91	4
77	Matt Jenkins	Toyota Mk1 MR2	BMC	3.15	43.02	93.17	2.64	40.97	89.35	2.72	48.94	98.56	2.78	40.98	89.64	5
140	Terry Pigott	MG V8	MGCC	2.83	55.29	106.00	2.79	39.27	90.51	2.79	14.82	116.13	2.75	39.60	89.67	6
99	Trevor Park	Caterham 2000	BPMC	2.69	40.85	FAIL	2.58	41.54	94.98	2.67	40.12	92.17	2.64	39.50	90.45	7
141	Martyn Ferris	Sunbeam Lotus		2.74	45.23	97.70	2.63	43.21	93.01	2.67	15.16	92.40	2.68	42.40	90.83	8
147	Karl Stevens	Escort Mk2	BARC	2.87	43.88	101.18	3.16	42.58	97.47	2.79	41.14	95.41	2.88	40.89	93.48	9
Class 10: Sports Libre cars up to 1300cc																
150	Brian Cotterell	GRM Mk2	BMC	2.90	48.40	104.78				2.55	37.77	86.42	2.61	37.60	83.90	1
852	Erik Fairbairn	Locost	BMC	2.74	42.52	89.97	2.75	42.15	88.65	2.70	41.50	87.98	2.73	40.85	94.18	2
152	Michael Coomber	Locost	BMC	2.65	43.68	114.25	2.61	43.35	94.81	2.70	42.78	98.90	2.73	42.38	91.67	3
151	Matthew Rumney	Suzuki Sc100 Silovette	BMC			Retired										
851	Phil Rumney	Suzuki Sc100 Silovette	BMC	3.45	44.55	100.07			Retired							
Class 11: Sports Libre cars over 1300cc up to 1700cc																
154	Kevin Frost	Austin Mini		2.78	51.37	111.59	2.78	47.44	102.42	2.77	48.02	103.51	2.79	46.74	101.96	1
Class 12: Sports Libre cars over 1700cc																
157	Ian Hall	Darrian T98 GTR	BPMC	2.69	34.71	79.23	2.67	38.10	80.54	2.67	34.04	76.44	2.48	33.53	77.02	1
859	Kevin Plummer	Opel Corsa	BARC	2.69	38.38	85.58	2.53	37.28	83.59	2.61	13.11	82.38	2.44	36.90	82.21	2
156	Martin Baker	Morris Minor 1000	W'bridge	2.59	38.23	87.43	2.71	37.90	155.13	2.58	36.96	83.14	2.83	37.57	83.99	3
858	Dave Watson	Escort		3.18	39.69	89.18	3.18	39.06	86.44	3.07	9.87	85.93	3.12	38.71	85.18	4
159	Ian Plummer	Opel Corsa	BARC	2.46	38.38	89.39	2.40	37.53	87.11	2.43	37.49	86.56	2.41	37.07	85.67	5
158	Tony Watson	Escort	Emcos	2.99	39.02	87.95	2.92	38.31	86.73	2.97	38.66	86.18	2.95	42.31	105.11	6
Class 14: Racing cars over 600cc up to 1100cc																
864	Jane Farthing	Force	Hagley	2.58	34.67	78.43	4.75	37.14	79.56	2.36	33.18	73.35	2.45	33.14	72.16	1
155	Edward Hollier	Terrapin	W'bridge	2.31	33.89	77.39	2.18	32.41	72.49	2.23	32.15	76.67	2.28	32.24	73.72	2
160	Dean Robertson	Dick Terapin	BMC	2.28	34.39	77.62	2.39	34.28	77.47	2.32	34.01	76.33	2.45	33.85	76.18	3
164	John Jordan	Force	Hagley	2.57	37.47	85.57	2.44	35.22	79.56	2.69	34.57	77.75	2.50	34.63	77.10	4
163	Ross Browne	Force 10	BPMC	2.31	35.35	82.00	2.28	34.82	79.53	2.21	33.73	78.89	2.25	33.91	78.43	5
161	Trevor Hartland	OMS SF1B	BPMC	2.31	35.53	83.65	2.32	34.40	79.16	2.20	34.12	80.37	2.76	35.42	79.90	6
162	Fyrth Crosse	Mallock U2 Mk2B F.Junior	BMC	2.58	43.17	101.70	2.51	40.82	92.77	2.53	41.87	95.34	2.53	40.07	91.93	7
Class 15: Racing cars over 1100cc up to 1600cc																
168	David Sims	Magnum 843		2.23	32.22	74.24	2.20	32.22	74.25	2.23	32.10	73.41	2.20	32.15	73.56	1
866	Scott Pillinger	Royale RP26/27	BMC	2.38	34.62	78.69	2.36	33.57	75.41	2.38	33.96	75.66	2.41	33.48	73.52	2
868	Roy Sims	Magnum 843		2.42	33.98	76.86	2.37	33.22	75.71	2.34	33.28	75.17	2.22	32.99	74.81	3
165	Chris Perry	Argo JM 14B	BMC	2.39	37.38	81.46	2.36	36.30	84.45	2.37	36.78	79.94	2.39	35.76	78.40	4
167	Cliff Shorter	PRS RH02	BPMC	2.39	39.13	90.04	2.37	38.45	87.65	2.33	38.27	86.15	2.37	38.27	86.66	5
867	Brenda Shorter	PRS RH02	BPMC	2.77	44.89	101.17	2.87	43.26	96.37	2.67	42.19	94.21	2.67	42.37	95.44	6
169	Hugh Kemp	Van Diemen F Vaux Junior	BARC	2.70	41.32	93.48	2.62	38.93	88.63	2.54	39.84	99.41	2.51	42.24	FAIL	7
170	Calum Kemp	Van Diemen RF85	BARC	2.60	44.31	102.21	2.57	46.88	110.23	2.55	44.67	104.13	2.60	43.95	100.65	8
Class 16: Racing cars over 1600cc																
4	Dave Cutcliffe	Van Diemen DC93M	BPMC	2.38	29.81	65.82	2.36	30.58	66.31	2.39	30.53	66.05	2.42	30.51	65.77	FTD
181	Trevor Stacey	Swift SC95R	BARC	2.78	38.71	87.98	2.79	39.70</								